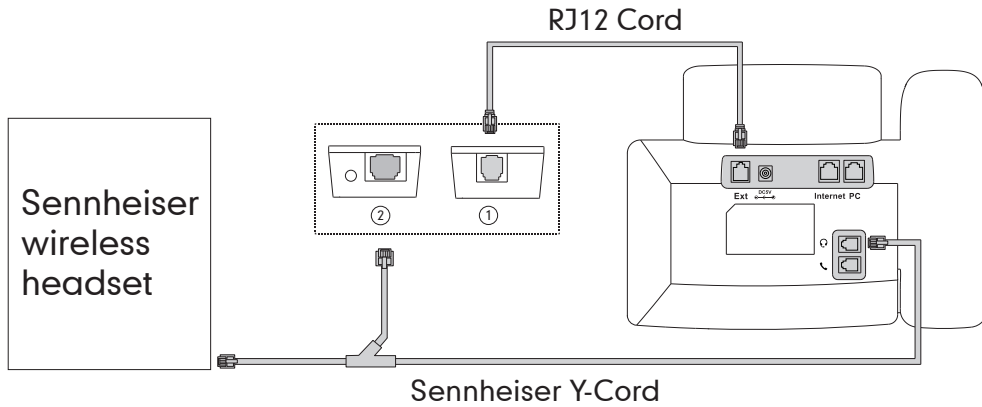
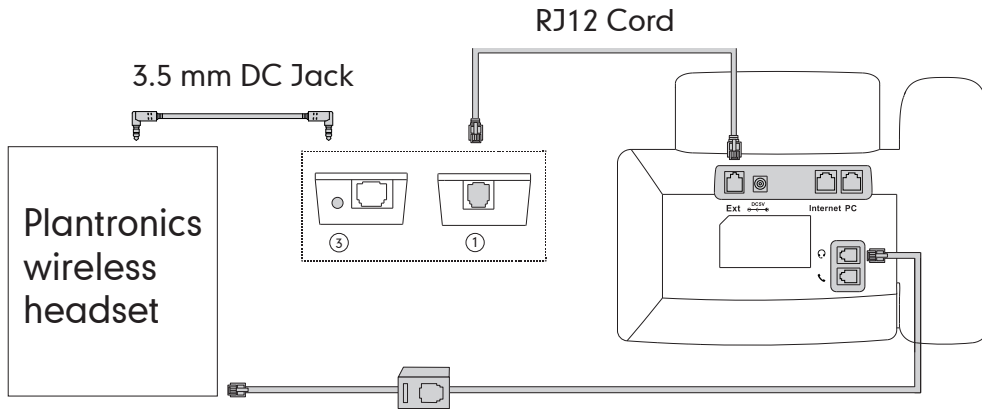


The following figure shows the connection between the IP phone and the Sennheiser wireless headset.



Note: The sennheiser wireless headset must be running the latest firmware of the DW-Office series (version 96 or later) !

The following figure shows the connection between the IP phone and the the Plantronics wireless headset.



This cord is provided by Plantronics.

Wireless Headset Adapter — EHS36

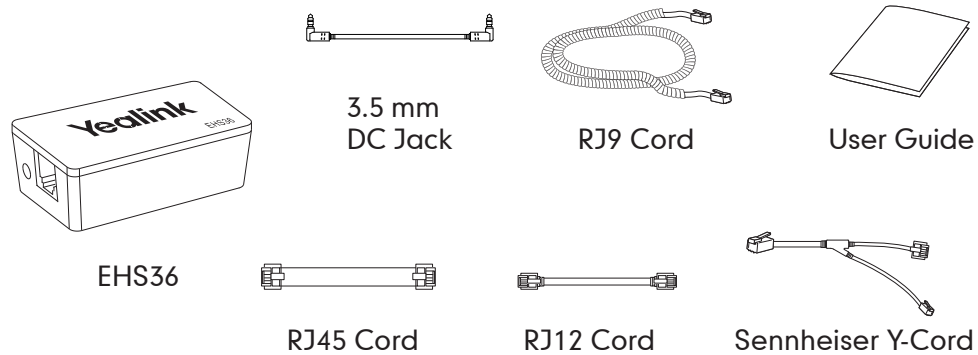


User Guide (V1.3)


Introduction

The Wireless Headset Adapter—EHS36, is perfect for connecting Yealink SIP-T48G/T46G/T42G/T41P/T38G/T28P/T26P IP phones and wireless headsets, such as Sennheiser/Jabra(GN Netcom) and Plantronics headsets.

Packaging Contents



Port Description



Port ①: Connect this port and the IP phone EXT/EHS port or Expansion Module EXT port (the expansion module has been connected to the phone) using the RJ12 cord.

Port ②: Connect this port and the Jabra(GN Netcom)/Sennheiser Wireless headset using the RJ45 cord.

Port ③: Connect this port and the Plantronics Wireless headset using the 3.5 mm DC jack.

Cord Description

In addition to the cords mentioned in the Port Description section, the RJ9 Cord and the Sennheiser Y-Cord are also provided.

RJ9 Cord: For the audio connection between the IP phone headset port and the Jabra (GN Netcom) wireless headset.

Sennheiser Y-Cord: For the audio connection between the IP phone headset port, Wireless Headset Adapter and the Sennheiser wireless headset.

Connecting IP Phone and Headset

This section introduces the connection between SIP-T48G/T46G/T42G/T41P/T38G/T28P/T26P IP phones and the wireless headset. The following figures take the SIP-T28P/T26P IP phone as an example.

The following figure shows the connection between the IP phone and the Jabra (GN Netcom) wireless headset.

