

# RG-RAP6202(G)

## Reyee Wi-Fi 5 AC1300 Outdoor Omni-directional Access Point

DATASHEET



### Highlights

- 'UFO' design, a perfect blend of wireless technology and artwork
- IP68 protection, rock-solid in harsh environments
- Omni-directional coverage with long range
- Easily add extra outdoor Wi-Fi with Reyee Mesh
- Rack-separated mounting design, easily installation on high

## Classic Once More



Wi-Fi 5  
1267Mbps



'UFO'  
Design



Reyee Mesh  
Technology



Free Cloud  
Management

## Rock-solid in Harsh Environments

Adopts completely sealed, waterproof, dustproof, moisture proof and flame-retardant, wind erosion protection, Wide Temperature range, and 4kV surge protection design.



IP68  
Protection



4kV Lighting  
Protection



Wind Erosion  
Protection

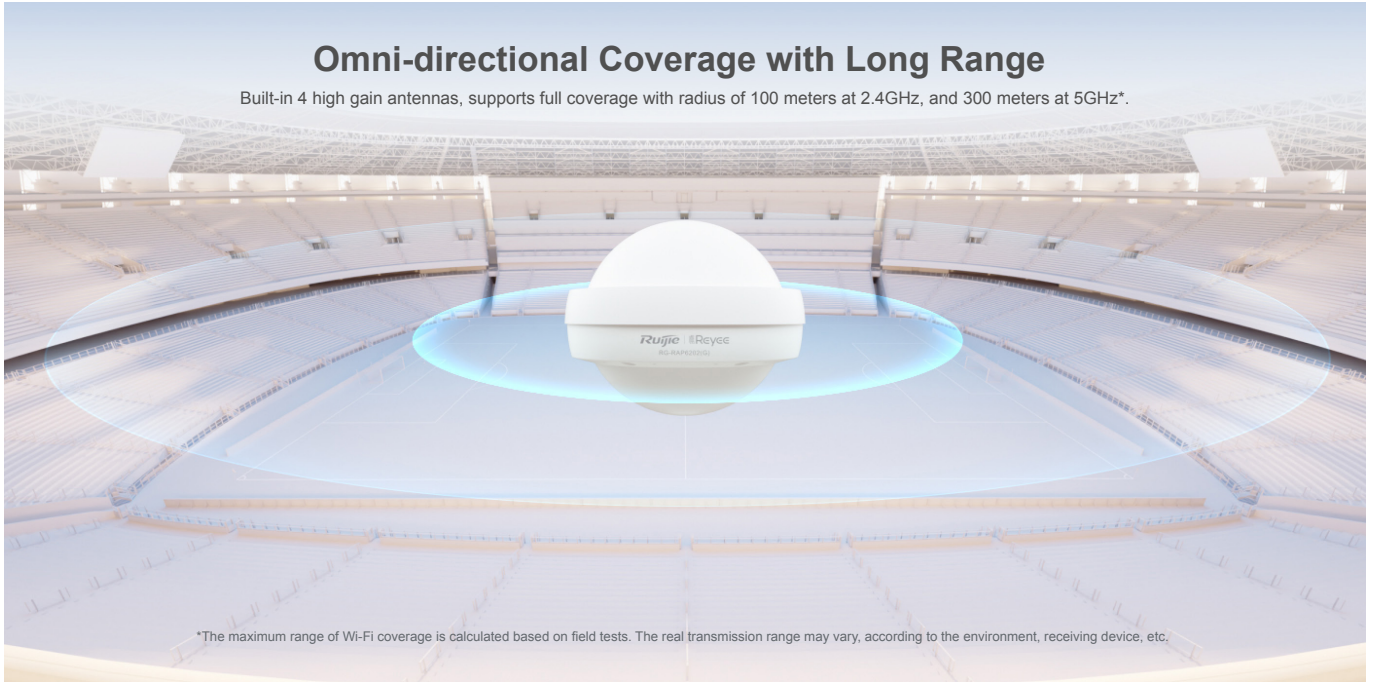


-30°C ~ 65°C  
Flame-Retardant



## Omni-directional Coverage with Long Range

Built-in 4 high gain antennas, supports full coverage with radius of 100 meters at 2.4GHz, and 300 meters at 5GHz\*.



\*The maximum range of Wi-Fi coverage is calculated based on field tests. The real transmission range may vary, according to the environment, receiving device, etc.

## Easily Add Extra Outdoor Wi-Fi with Reyee Mesh

Less wiring, more relaxing



## Easy Installation, Firmly Fixed

Rack-separated mounting design, easily installation on high. Replace plastic cable ties by iron hoop.



## Cloud, Make Your Business Easy

- Remote monitoring
- Remote Wi-Fi management
- Cloud portal authentication
- Wireless intelligent optimization



## Basic Feature

Wi-Fi Standards	Wi-Fi 5 (IEEE 802.11ac Wave2) Wi-Fi 4(IEEE 802.11n)
RF Design	2.4 GHz, 2 × 2, MU-MIMO 5 GHz, 2 × 2, MU-MIMO
Max. Wi-Fi Speed	2.4 GHz: 400 Mbps 5 GHz: 867 Mbps
Antenna	4
Antenna Type	Built-In Omnidirectional
Antenna Gain	2.4 GHz: 3 dBi 5 GHz: 4 dBi
Transmit Power	EIRP ≤ 26 dBm(2.4GHz) ≤ 27 dBm(5GHz ) country-specific restrictions apply Myamar: 2400 MHz~2483.5 MHz ≤ 20 dBm 5150 MHz~5350 MHz ≤ 23 dBm 5470 MHz~5850 MHz ≤ 25 dBm Thailand: 2400 MHz~2483.5 MHz ≤ 20 dBm 5150 MHz~5350 MHz ≤ 23 dBm 5470 MHz~5725 MHz ≤ 25 dBm 5725 MHz~5850 MHz ≤ 30 dBm
Fixed Ports	2 × 10/100/1000 Base-T
Max. Clients	110
Recommended Clients	96
Max. SSIDs	8

## Software Feature

### WLAN Basic Features

SSID Hiding	✓
Power Adjustment	✓

Software Feature	
<b>WLAN Basic Features</b>	
Roaming	Layer 2 Roaming Layer 3 Roaming
WMM	✓
Radar Signal Detection and Frequency Hopping	✓
<b>WLAN Security</b>	
Security Mode	WPA-PSK, WPA2-PSK, WPA/WPA2-PSK;
Blacklist and Whitelist	✓
<b>Enhanced User Experience</b>	
Wi-Fi Optimization	✓
Automatic RF adjustment via the platform	✓
User Isolation	Layer 2 User Isolation
STA limit	✓
Removing Low-RSSI STAs	✓
Configuring STAs' RSSI Threshold	✓
Adjusting Sending Power of Beacon and Probe Response	✓
Auto Channel and Power Adjustment on Cloud	✓
RSSI Threshold for STA Access	✓
Quick channel adjustment (auto channel selection)	✓
<b>Networks</b>	
Network Access Mode	DHCP Client
VLAN	✓



## System

Cloud Management	✓
App Management	✓
App Upgrade	✓
App Restart	✓
Scheduled Restart	✓
Local Upgrade	✓
Online Upgrade	✓
Factory Reset	✓

## WLAN Features

Frequency Bandwidth	2.4 GHz: 20/40 MHz 5 GHz: 20/40/80 MHz
Recommended Wi-Fi Coverage Radius	2.4GHz: 50m, 5GHz: 150m
Max. Wi-Fi Coverage Radius	2.4GHz: 100m, 5GHz: 300m
Operation Frequency Bands	802.11b/g/n: 2.400 GHz to 2.483 GHz 802.11a/n/ac: 5.150 GHz to 5.350 GHz 802.11a/n/ac: 5.470 to 5.725 GHz , 5.725 to 5.850 GHz country-specific restrictions apply
Receive Sensitivity	802.11b: -91 dBm(1Mbps), -88 dBm(5.5Mbps), -85 dBm(11Mbps) 802.11a/g: -89 dBm(6Mbps), -80 dBm(24Mbps), -76 dBm(36Mbps), -71 dBm(54Mbps) 802.11n: -83 dBm@MCS0, -65 dBm@MCS7, -83 dBm@MCS8, -65 dBm@MCS15 802.11ac VHT20: -83 dBm(MCS0), -57 dBm(MCS9) 802.11ac VHT40: -79 dBm(MCS0), -57 dBm(MCS9) 802.11ac VHT80: -76 dBm(MCS0), -51 dBm(MCS9)

## Physical

LED Indicator	3 × System LED Indicator
Buttons	1 × Reset Button
Dimensions (W x D x H)	200 mm × 220 mm × 166 mm (Without Mounting Bracket)
Weight	1.0 kg (Without Mounting Bracket)

## Physical

### Power

Power Supplies

IEEE 802.3af/802.3at PoE  
DC 12V/1.5A

Power Consumption

≤ 13W

DC Port Dimensions

Outer Diameter: 5.5 mm Inner Diameter: 2.1 mm Length: 10 mm

### Environmental

Operating Temperature

-30°C to 65°C

Storage Temperature

-40°C to 85°C

Operating Humidity

0% to 100% (Noncondensing)

Storage Humidity

0% to 100% (Noncondensing)

IP(Ingress Protection)

IP68

Port Surge

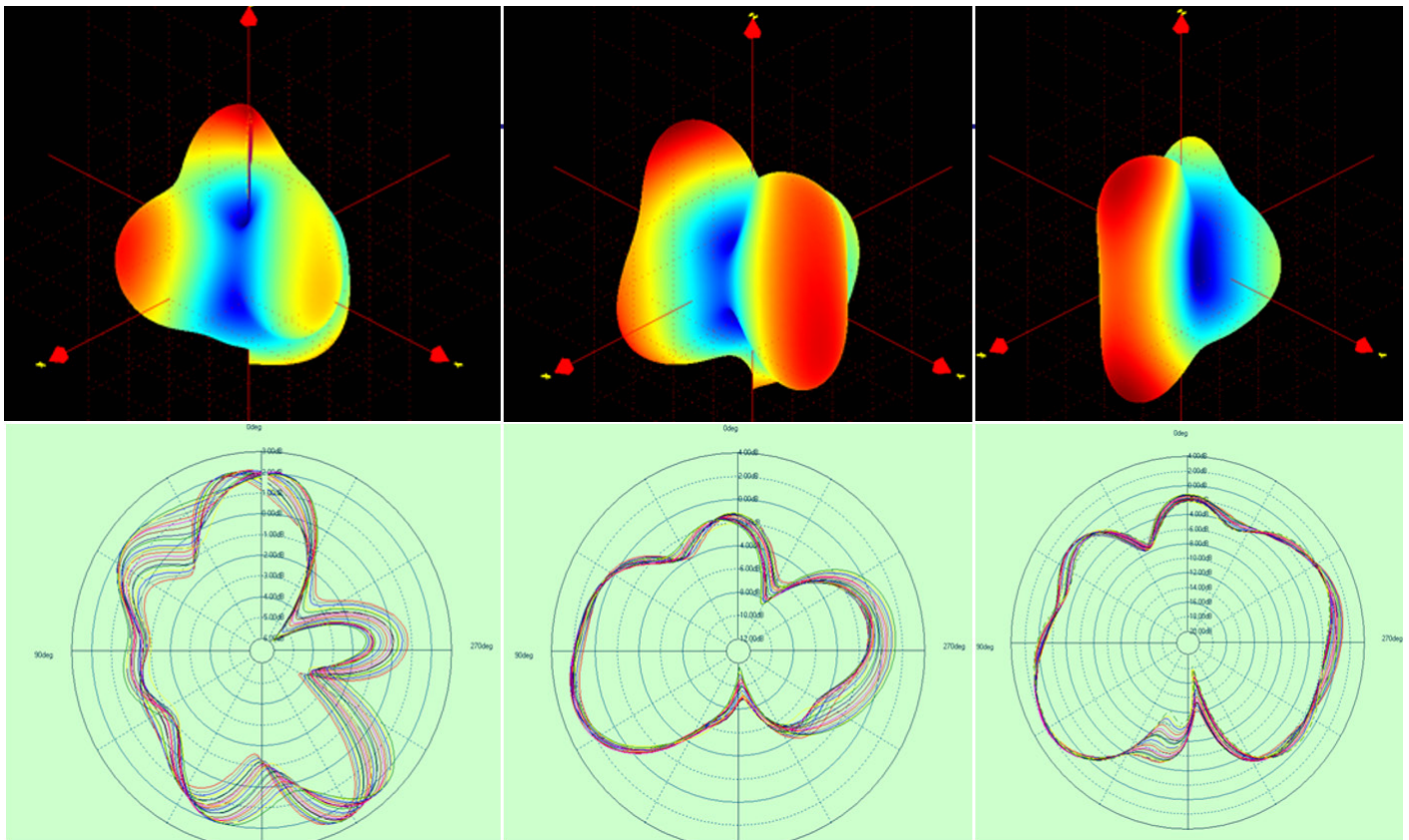
4 kV

MTBF

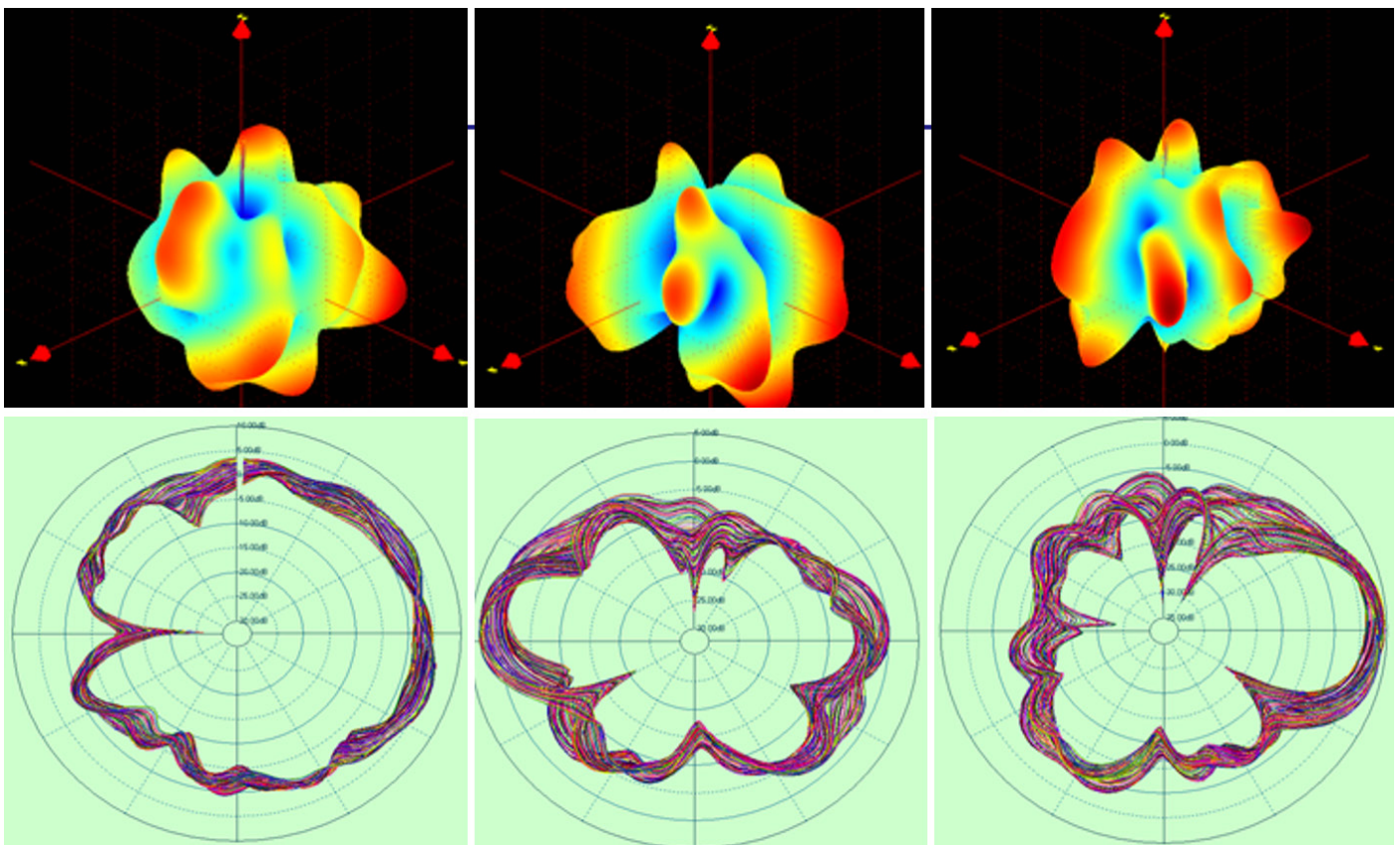
>250000H



2.4GHz Pattern:



5GHz Pattern:



# Package Contents



Package Information	RG-RAP6202(G)
RG-RAP6202(G) Access Point	1
User Manual	1
Pole Clamps	2
Mounting Plate	1
Expansion Bolts (M8*60)	4
M8*20 Screws	2
Cable Glands (Pre-installed)	2
Connecting Rod (Pre-installed)	1
Warranty Card	1
Package Weight	2.73 kg
Package Dimension (w x d x h)	472 mm x 257 mm x 223 mm

**Ruijie | Rcycc**

 **Redefine your easy network**



**FOLLOW US**



**[sales@partnernet-ict.com](mailto:sales@partnernet-ict.com) | [+30 210 710 0000](tel:+30210710000) | [www.partnernet-ict.com](http://www.partnernet-ict.com)**

**Copyright ©2000-2022 Ruijie Networks Co., Ltd. All rights reserved.**

No part of this document may be reproduced or transmitted in any form or any means without prior written consent of Ruijie Networks Co., Ltd.

**Notice**

This content is applicable only to regions outside the China mainland. Ruijie Networks Co., Ltd. reserves the right to interpret this content.

The information contained herein is subject to change without notice. Nothing herein should be construed as constituting an additional warranty. Ruijie Networks Co., Ltd. shall not be liable for technical or editorial errors or omissions contained herein.